

(I)(a) STATEMENT SHOWING SHAREHOLDING PATTERN

Name of the Company: MANGALAM INDUSTRIAL FINANCE LTD.
Scrip Code: Name of the Scrip:
Quarter Ended: 31/03/2015

Class of security:

Page: 1

Partly paid-up shares:-	No. of partly paid-up shares	As a % of total no. of partly paid-up shares	As a % of total no. of shares of the company
-------------------------	------------------------------	--	--

Held by promoter/promoter group

Held by public
Total - D

Outstanding convertible securities:-	No. of outstanding securities	As a % of total no. of outstanding convertible securities	As a % of total no. of shares of the company, assuming full conversion of the convertible securities
--------------------------------------	-------------------------------	---	--

Held by promoter/promoter group

Held by public
Total - E

Warrants:-	No. of warrants	As a % of total no. of warrants	As a % of total no. of shares of the company, assuming full conversion of warrants
------------	-----------------	---------------------------------	--


Held by promoter/promoter group

Held by public
Total - F

Total paid-up capital of the company, assuming full conversion of warrants and convertible securities	96164350
---	----------



Category Code	Category of Shareholders	Number of shareholders	Total number of shares	Number of shares held in Demat Form	As a % of (A+B)	As a % of (A+B+c)	Number of Pledged shares	As a percentage (ix)=(viii/iv*100)
(i)	(ii)	(iii)	(iv)	(v)	(vi)	(vii)	(viii)	(ix)
(A)	Total Shareholding of Promoter & Promoter Group							
(1)	Indian							
(a)	Individual/HUF	1	100	100	0.000	0.000	Nil	Nil
(b)	Central Govt. / State Govt.	Nil	Nil	Nil	Nil	Nil	Nil	Nil
(c)	Bodies Corporate	5	25519100	25519100	26.537	26.537	Nil	Nil
(d)	Fin. Institutions / Bank	Nil	Nil	Nil	Nil	Nil	Nil	Nil
(e)	Any Other	Nil	Nil	Nil	Nil	Nil	Nil	Nil
	Sub-Total of (A)(1)	6	25519200	25519200	26.537	26.537	Nil	Nil
(2)	Foreign							
(a)	Individuals (NRIs/Foreign)	Nil	Nil	Nil	Nil	Nil	Nil	Nil
(b)	Bodies Corporate	Nil	Nil	Nil	Nil	Nil	Nil	Nil
(c)	Institutions	Nil	Nil	Nil	Nil	Nil	Nil	Nil
(d)	Qualified Foreign Investors	Nil	Nil	Nil	Nil	Nil	Nil	Nil
(e)	Any Other	Nil	Nil	Nil	Nil	Nil	Nil	Nil
	Sub-Total of (A)(2)	Nil	Nil	Nil	Nil	Nil	Nil	Nil
	Shareholding of Promoter & Promoter Group (A) = A1+A2	6	25519200	25519200	26.537	26.537	Nil	Nil
(B)	Public Shareholding							
(1)	Institutions							
(a)	Mutual Funds / UTI	Nil	Nil	Nil	Nil	Nil	NA	NA
(b)	Fin. Institutions / Banks	Nil	Nil	Nil	Nil	Nil	NA	NA
(c)	Central Govt. / State Govt.	Nil	Nil	Nil	Nil	Nil	NA	NA
(d)	Venture Capital	Nil	Nil	Nil	Nil	Nil	NA	NA
(e)	Insurance Company	Nil	Nil	Nil	Nil	Nil	NA	NA
(f)	Foreign Inst. Investors	Nil	Nil	Nil	Nil	Nil	NA	NA
(g)	Foreign VC Investors	Nil	Nil	Nil	Nil	Nil	NA	NA
(h)	QFI - Corporate	Nil	Nil	Nil	Nil	Nil	NA	NA
(i)	Any Other	Nil	Nil	Nil	Nil	Nil	NA	NA
	Sub-Total (B)(1)	Nil	Nil	Nil	Nil	Nil	NA	NA
(2)	Non-Institutions							
(a)	Bodies Corporate	122	69849560	69842160	72.636	72.636	NA	NA
(b)	Individuals							
	i. Individual Shareholders Holding Nominal Share Upto Rs.1 Lakh	470	141907	102962	0.148	0.148	NA	NA
	ii. Individual Shareholders Holding Nominal Share greater than Rs.1 Lakh	15	651915	651915	0.678	0.678	NA	NA
(c)	QFI - Individual	Nil	Nil	Nil	Nil	Nil	NA	NA
(d)	Any Other							
	Clearing Memb/Clearing Cor	4	1768	1768	0.002	0.002	NA	NA
	Sub-Total (B)(2)	611	70645150	70598805	73.463	73.463	NA	NA
	Total Public Shareholding (B) = (B)(1) + (B)(2)	611	70645150	70598805	73.463	73.463	NA	NA
	TOTAL (A)+(B)	617	96164350	96118005	100.000	100.000	Nil	Nil
(C)	Shares held by Custodians And against which DRs have been issued	Nil	Nil	Nil	Nil	Nil	NA	NA
(1)	Promoter and Promoter group	Nil	Nil	Nil	Nil	Nil	NA	NA
(2)	Public	Nil	Nil	Nil	Nil	Nil	NA	NA
	GRAND TOTAL (A)+(B)+(C)	617	96164350	96118005	100.000	100.000	Nil	Nil



MANGALAM INDUSTRIAL FINANCE LTD.
 (I)(b) Statement showing holding of securities (including shares, warrants, convertible securities) of persons
 belonging to the category [Promoter & Promoter Group] As on 31/03/2015

Sr.1. Name of the shareholder	Details of Shares Held		Encumbered shares(*)		Details of warrants				Details of Convertible Securities		Total shares (including underlying shares assuming full conversion of warrants and convertible securities) as a % of diluted share capital	
	(i)	(ii)	(iii)	(iv)	(v)	(vi)=(v)/(iii)*100	(vii)	(viii)	(ix)	(x)		(xi)
	Number of Shares held	As a % of grand total (A)+(E)+(D)	Number of Pledged Shares held	As a percentage of grand total (A)+(B)+(C) of sub-clause (I)(a)	Number of Warrants held	As a % of total warrants of the same Class	Number of convertible securities held	As a % of total convertible securities of the same class	Number of convertible securities of the same class	As a % of diluted share capital		
1. APANAPAN DISTRIBUTORS PRIVATE LIMITED	390000	0.406	0	0.000	0	0.000	0	0.000	0	0.000	0.406	
2. APURVA DISTRIBUTORS PVT. LTD.	7833250	8.146	0	0.000	0	0.000	0	0.000	0	0.000	8.146	
3. REALITY COMMODEAL PVT LTD	7566000	7.868	0	0.000	0	0.000	0	0.000	0	0.000	7.868	
4. RESPONSE SECURITIES PRIVATE LIMITED	79100	0.082	0	0.000	0	0.000	0	0.000	0	0.000	0.082	
5. ROSEHUNT MARKETING PVT. LTD.	9650750	10.036	0	0.000	0	0.000	0	0.000	0	0.000	10.036	
6. PRADEEP KUMAR DAGA	100	0.000	0	0.000	0	0.000	0	0.000	0	0.000	0.000	
TOTAL	25519200	26.537	0	0.000	0	0.000	0	0.000	0	0.000	26.537	




Sr1. Name(s) of the shareholder	Number of Shares held	Shares as a percentage of total number of shares (i.e., Grand Total (A)+(B)+(C) indicated in Statement at para (I)(a) above)	Details of Warrants Number of Warrants held	As a % of total warrants of the same Class	Details of convertible Securities Number of convertible securities held	% r.t. total number of convertible securities of the same class	Total shares (including underlying shares assuming full conversion of warrants and convertible securities) as a % of diluted share capital
1. AATISH DEALCOMM PVT LTD	4450000	4.627	0	0.000	0	0.000	4.627
2. ALERT COMIDEAL PVT LTD	4950000	5.147	0	0.000	0	0.000	5.147
3. EXCELENCE TRADECOM PVT LTD	3681500	3.828	0	0.000	0	0.000	3.828
4. FORCE AGENCY PVT. LTD.	1586900	1.650	0	0.000	0	0.000	1.650
5. GOODVIEW OVERSEAS PVT LTD	5872000	6.106	0	0.000	0	0.000	6.106
6. GUIDE DEALCOM LLP	6376500	6.631	0	0.000	0	0.000	6.631
7. KEYSTONE NIRMAN PRIVATE LIMITED	1100000	1.144	0	0.000	0	0.000	1.144
8. KIRTI COMMODTRADE PVT LTD	6295250	6.546	0	0.000	0	0.000	6.546
9. MASSIVE DEALCOMM PVT LTD	4118400	4.283	0	0.000	0	0.000	4.283
10. MOREPLUS MERCHANTS PVT LTD	4600000	4.783	0	0.000	0	0.000	4.783
11. NILANCHAL DEALCOMM PVT LTD	5904625	6.140	0	0.000	0	0.000	6.140
12. SHREE SECURITIES LIMITED.	1074500	1.117	0	0.000	0	0.000	1.117
13. SMILE SUPPLIERS PVT LTD	4580000	4.763	0	0.000	0	0.000	4.763
14. SUPARAS IMPEX PVT LTD	4951250	5.149	0	0.000	0	0.000	5.149
15. SUPERIOR COMIDEAL PVT LTD	4036500	4.198	0	0.000	0	0.000	4.198
TOTAL	63577425	66.113	Nil	Nil	Nil	Nil	66.113




Sr1. Name(s) of the shareholder and the Persons Acting in Concert (PAC) with them	Number of Shares held	Shares as a percentage of total number of shares (i.e., Grand Total (A)+(B)+(C) indicated in Statement at para (I)(a) above}	Details of Warrants Number of Warrants held	As a % of total warrants of the same Class	Details of convertible Securities Number of convertible securities held	% r.t. total of convertible securities of the same class	Total shares (including underlying shares assuming full conversion of warrants and convertible securities) as a % of diluted share capital
1. ALERT COMIDEAL PVT LTD	4950000	5.147	0	0.000	0	0.000	5.147
2. GOODVIEW OVERSEAS PVT LTD	5872000	6.106	0	0.000	0	0.000	6.106
3. GUIDE DEALCOM LLP	6376500	6.631	0	0.000	0	0.000	6.631
4. KIRTI COMMOTRADE PVT LTD	6295250	6.546	0	0.000	0	0.000	6.546
5. NILANCHAL DEALCOMM PVT LTD	5904625	6.140	0	0.000	0	0.000	6.140
6. SUPARAS IMPEX PVT LTD	4951250	5.149	0	0.000	0	0.000	5.149
TOTAL	34349625	35.720	Nil	Nil	Nil	Nil	35.720



Srl. Name(s) of the Shareholder	Category of Shareholders (Promoter/ Public)	Number of Locked-in Shares	% to Total
1.		Nil	NIL



Srl. Type of Outstanding DR (ADRs, GDRs, SDRs, etc)	Number of Outstanding DRs	Number of Shares underlying outstanding DRs	Shares underlying Outstanding DRs as a Percentage of total number of shares (ie. Grand total(A)+(B)+ (C) indicated in Statement at para (I)(a) above)
1. Nil	Nil	Nil	Nil



MANGALAM INDUSTRIAL FINANCE LTD.

(II)(b) STATEMENT SHOWING DETAILS OF DEPOSITORY RECEIPTS (DRs), WHERE UNDERLYING SHARES HELD BY 'PROMOTER/PROMOTER GROUP' ARE IN EXCESS OF 1% OF THE TOTAL NO. OF SHARES

Page: 1

Srl.	Name of the DR Holder	Type of outstanding DR (ADRs, GDRs, SDRs, etc.) DRs	Number of Shares Underlying outstanding DRs	Shares underlying Outstanding DRs as Percentage of total number of shares (ie. Grand total(A)+(B)+(C) indicated in statement at para (I)(a) above
1.	N11	Nil	N11	N1L
2.	N11	Nil	N11	N1L
TOTAL		N11	N11	N1L

