

(1)(a) STATEMENT SHOWING SHAREHOLDING PATTERN

Name of the Company: MANGALAM INDUSTRIAL FINANCE LTD.

Scrp Code:

Name of the Scrip:

Class of security:

Quarter Ended: 30/06/2014

Page: 1

Partly paid-up shares:-	No. of partly paid-up shares	As a % of total no. of partly paid-up shares	As a % of total no. of shares of the company
-------------------------	------------------------------	--	--

Held by promoter/promoter group

Held by public
Total - D

Outstanding convertible securities:-	No. of outstanding securities	As a % of total no. of outstanding convertible securities	As a % of total no. of shares of the company, assuming full conversion of the convertible securities
--------------------------------------	-------------------------------	---	--

Held by promoter/promoter group

Held by public
Total - E


Warrants:-	No. of warrants	As a % of total no. of warrants	As a % of total no. of shares of the company, assuming full conversion of warrants
------------	-----------------	---------------------------------	--

Held by promoter/promoter group


Held by public
Total - F

Total paid-up capital of the company, assuming full conversion of warrants and convertible securities

96164350





Category of Shareholders	Number of shareholders	Total number of shares of	Number of shares held in Demat Form	As a % of (A+B)	As a % of (A+B+C)	Number of Pledged shares	As a percentage (ix)=(viii/iv*100)
(ii)	(iii)	(iv)	(v)	(vi)	(vii)	(viii)	(ix)=(viii/iv*100)
Total Shareholding of Promoter & Promoter Group							
Indian							
Individual/HUF	2	79200	79000	0.082	0.082	Nil	Nil
Central Govt./ State Govt.	Nil	Nil	Nil	Nil	Nil	Nil	Nil
Bodies Corporate	4	25440000	25440000	26.455	26.455	Nil	Nil
Fin.Institutions / Bank	Nil	Nil	Nil	Nil	Nil	Nil	Nil
Any Other	Nil	Nil	Nil	Nil	Nil	Nil	Nil
Sub-Total of (A)(1)	6	25519200	25519000	26.537	26.537	Nil	Nil
Foreign							
Individuals (NRIs/Foreign)	Nil	Nil	Nil	Nil	Nil	Nil	Nil
Bodies Corporate	Nil	Nil	Nil	Nil	Nil	Nil	Nil
Institutions	Nil	Nil	Nil	Nil	Nil	Nil	Nil
Qualified Foreign Investors	Nil	Nil	Nil	Nil	Nil	Nil	Nil
Any Other	Nil	Nil	Nil	Nil	Nil	Nil	Nil
Sub-Total of (A)(2)	Nil	Nil	Nil	Nil	Nil	Nil	Nil
Shareholding of Promoter & Promoter Group (A) = A1+A2	6	25519200	25519000	26.537	26.537	Nil	Nil
Public Shareholding							
Institutions							
Mutual Funds / UTI	Nil	Nil	Nil	Nil	Nil	NA	NA
Fin.Institutions / Banks	Nil	Nil	Nil	Nil	Nil	NA	NA
Central Govt./ State Govt.	Nil	Nil	Nil	Nil	Nil	NA	NA
Venture Capital	Nil	Nil	Nil	Nil	Nil	NA	NA
Insurance Company	Nil	Nil	Nil	Nil	Nil	NA	NA
Foreign Inst.Investors	Nil	Nil	Nil	Nil	Nil	NA	NA
Foreign VC Investors	Nil	Nil	Nil	Nil	Nil	NA	NA
Qualified Foreign Investors	Nil	Nil	Nil	Nil	Nil	NA	NA
Any Other	Nil	Nil	Nil	Nil	Nil	NA	NA
Sub-Total (B)(1)	Nil	Nil	Nil	Nil	Nil	NA	NA
Non-Institutions							
Bodies Corporate	125	69828933	69821533	72.614	72.614	NA	NA
Individuals							
i.Individual Shareholders Holding Nominal Share Upto Rs.1 Lakh	448	168740	129795	0.175	0.175	NA	NA
ii.Individual Shareholders Holding Nominal Share greater than Rs.1 Lakh	15	643000	643000	0.669	0.669	NA	NA
Qualified Foreign Investors	Nil	Nil	Nil	Nil	Nil	NA	NA
Any Other	Nil	Nil	Nil	Nil	Nil	NA	NA
Clearing Membr/Clearing Cor	3	4477	4477	0.005	0.005	NA	NA
Sub-Total (B)(2)	591	70645150	70598805	73.463	73.463	NA	NA
Total Public Shareholding (B) = (B)(1) + (B)(2)	591	70645150	70598805	73.463	73.463	NA	NA
TOTAL (A)+(B)	597	96164350	96117805	100.000	100.000	Nil	Nil
Shares held by Custodians And against which DRs have been issued							
Promoter and Promoter group	Nil	Nil	Nil	Nil	Nil	NA	NA
Public	Nil	Nil	Nil	Nil	Nil	NA	NA
GRAND TOTAL (A)+(B)+(C)	597	96164350	96117805	100.000	100.000	Nil	Nil



Srl. Name of the shareholder	Details of Shares Held			Encumbered shares(=)			Details of warrants			Details of Convertible Securities		Total shares (including underlying shares assuming full conversion of warrants and convertible securities) as a % of diluted share capital
	Number of Shares held (A)+(B)+(C)	As a % of grand total (A)+(B)+(C)	Number of Pledged Shares held (v)	(vi)=(v)/(iii)*100	As a % of grand total (A)+(B)+(C) of warrants held (viii)	As a % of total warrants held (ix)	Number of convertible securities held (x)	Number of convertible securities of the same class (xi)	Total number of convertible securities of the same class (xii)			
1. APAMAPAN DISTRIBUTORS PRIVATE LIMITED	390000	0.406	0	0.000	0	0	0	0.000	0	0.000	0.406	
2. APURVA DISTRIBUTORS PVT. LTD.	7833250	8.146	0	0.000	0	0	0	0.000	0	0.000	8.146	
3. REALITY COMMDEAL PVT LTD	7566000	7.868	0	0.000	0	0	0	0.000	0	0.000	7.868	
4. ROSEHOUNT MARKETING PVT. LTD.	9650750	10.036	0	0.000	0	0	0	0.000	0	0.000	10.036	
5. PRADEEP KUMAR DAGA	100	0.000	0	0.000	0	0	0	0.000	0	0.000	0.000	
6. RAHESH CHAND DAGA	79100	0.082	0	0.000	0	0	0	0.000	0	0.000	0.082	
TOTAL	25519200	26.537	0	0.000	0.000	0.000	0.000	0.000	0.000	0.000	26.537	




Sl. No. Name(s) of the shareholder	Number of Shares held	Shares as a percentage of total number of shares (i.e., Grand Total (A)+(B)+(C) indicated in Statement at para (i)(a) above)	Details of Warrants		Details of convertible Securities		Total shares (including underlying shares assuming full conversion of warrants and convertible securities) as a % of diluted share capital
			Number of Warrants held	As a % of total warrants	Number of convertible securities held	% of convertible securities of the same class	
1. AATISH DEALCOMM PVT LTD	4450000	4.627	0	0.000	0	0.000	4.627
2. ALERT COMIDEAL PVT LTD	4950000	5.147	0	0.000	0	0.000	5.147
3. EXCELENCE TRADECOM PVT LTD	3681500	3.828	0	0.000	0	0.000	3.828
4. FORCE AGENCY PVT. LTD.	1586900	1.650	0	0.000	0	0.000	1.650
5. GOODVIEW OVERBEAR PVT LTD	5872000	6.106	0	0.000	0	0.000	6.106
6. GUIDE DEALCOM PVT LTD	6376500	6.631	0	0.000	0	0.000	6.631
7. KEYSTONE NIRMAN PRIVATE LIMITED	1100000	1.144	0	0.000	0	0.000	1.144
8. KIRTI COMOTRADE PVT LTD	6295250	6.546	0	0.000	0	0.000	6.546
9. MASSIVE DEALCOMM PVT LTD	4118400	4.283	0	0.000	0	0.000	4.283
10. MOREPLUS MERCHANTS PVT LTD	4600000	4.783	0	0.000	0	0.000	4.783
11. NILANCHAL DEALCOMM PVT LTD	5904625	6.140	0	0.000	0	0.000	6.140
12. SHREE SECURITIES LIMITED.	1074500	1.117	0	0.000	0	0.000	1.117
13. SHILC SUPPLIERS PVT LTD	4580000	4.763	0	0.000	0	0.000	4.763
14. SUPARAS IMPEX PVT LTD	4951250	5.149	0	0.000	0	0.000	5.149
15. SUPERIOR COMIDEAL PVT LTD	4036500	4.198	0	0.000	0	0.000	4.198
TOTAL	63577425	66.113	Nil	Nil	Nil	Nil	66.113



MANGALAM INDUSTRIAL FINANCE LTD.

(1)(c)(ii) Statement showing holding of securities (including shares, warrants, convertible securities) of persons (together with PAC) belonging to the category [PUBLIC] and holding more than 5.0001% of the total number of shares of the company as on 30/06/2014

Srl. Name(s) of the shareholder and the Persons Acting in Concert (PAC) with them	Number of Shares held	Shares as a percentage of total number of shares (i.e., Grand Total (A)+(B)+(C) indicated in Statement at para (1)(a) above)	Details of Warrants		Number of convertible securities held	Details of convertible Securities In.r.t. total number of convertible securities of the same class	Total shares (including underlying shares assuming full conversion of warrants and convertible securities) as a % of diluted share capital
			Number of Warrants held	As a % of total warrants of the same Class			
1. ALERT. COMIDEAL PVT LTD	4950000	5.147	0	0.000	0	0.000	5.147
2. ROOVIEM OVERSEAS PVT LTD	5872000	6.106	0	0.000	0	0.000	6.106
3. GUIDE DEALCOM PVT LTD	6376500	6.631	0	0.000	0	0.000	6.631
4. RIRTI COMOTRADE PVT LTD	6295250	6.546	0	0.000	0	0.000	6.546
5. NILANCHAL DEALCOM PVT LTD	5904625	6.140	0	0.000	0	0.000	6.140
6. SUPARAS INPEX PVT LTD	4951250	5.149	0	0.000	0	0.000	5.149
TOTAL	34349625	35.720	Nil	Nil	Nil	Nil	35.720





MANGALAM INDUSTRIAL FINANCE LTD.

(1)(d) STATEMENT SHOWING DETAILS OF LOCKED-IN SHARES AS ON 30/06/2011

Page: 1

Srl. Name(s) of the Shareholder	Category of Shareholders (Promoter/ Public)	Number of Locked-in Shares	Total
1.		NIL	NIL




MANGALAM INDUSTRIAL FINANCE LTD.

(I)(a) STATEMENT SHOWING DETAILS OF DEPOSITORY RECEIPTS (DRs)

Page: 1

Brl. Type of Outstanding DR (ADRs, GDRs, SDRs, etc)	Number of Outstanding DRs	Number of Shares underlying outstanding DRs	Shares underlying Outstanding DRs as a Percentage of total number of shares (ie. Grand total(A)+(B)+ (C) indicated in Statement at para (I)(a) above)
1. Nil	Nil	Nil	NIL



MANGALAM INDUSTRIAL FINANCE LTD.

((I)(b) STATEMENT SHOWING DETAILS OF DEPOSITORY RECEIPTS (DRs), WHERE UNDERLYING SHARES HELD BY 'PROMOTER/PROMOTER GROUP' ARE IN EXCESS OF 1% OF THE TOTAL NO. OF SHARES

Page:

Sr]. Name of the DR Holder	Type of outstanding DR (ADRs, GDRs, SDRs, etc.) DRs	Number of Shares Underlying outstanding DRs	Shares underlying Outstanding DRs as Percentage of total number of shares (ie. Grand total (A)+(B)+(C) indicated in statement at para (I)(a) above
1. Nil	Nil	Nil	NIL
2. Nil	Nil	Nil	NIL
TOTAL Nil	Nil	Nil	NIL

